



## Changing the battery




1. Take the battery out of the box



2. Take the sticker off the back of the battery



3. Open the door on the aid



4. Put the battery in the door and close the door. If the door does not close then the battery is the wrong way round. Turn the battery over and try again. **Do not force the door closed or you will break the aid.**



5. To switch the aid on. Close battery door.  
**The aid takes 10 seconds to start working**