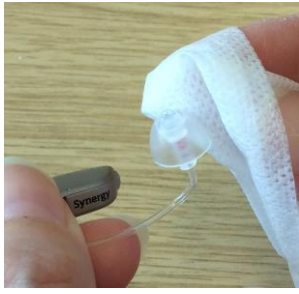



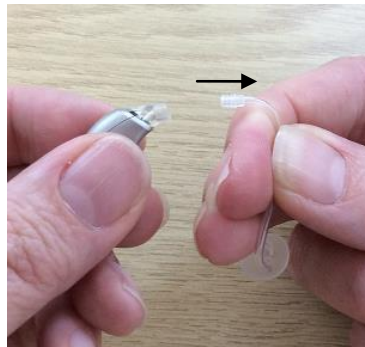

Cleaning your hearing aid



Wipe over the hearing aid with a wet wipe every day.





If the tubing looks blocked, clean the tube with the cleaning wire.




You **must** remove the hearing aid to do this.

Pull the tube away from the hearing aid.




Insert the wire into the top of the tube.





Push the cleaning wire all the way through.



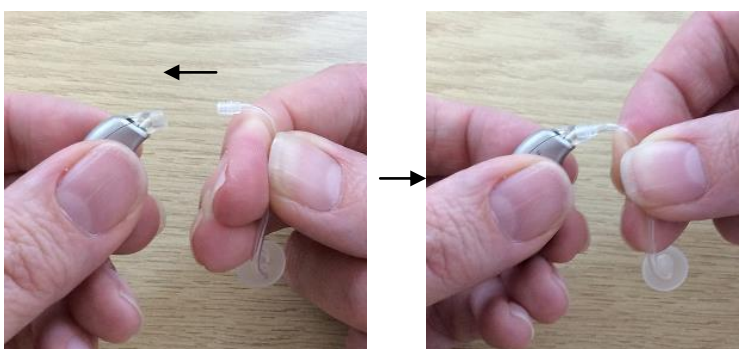
Pull the wire out of the dome end.



Do not remove the dome from the tube.

It is **not safe to do so**.

If this happens the tube and dome **must** be replaced.



When dry, push the tube back on to the hearing aid until it clicks.

